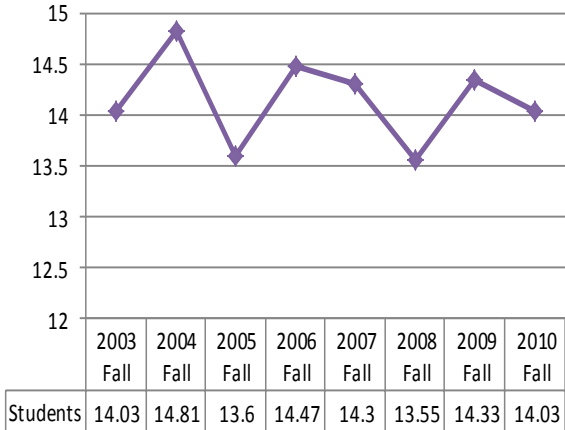


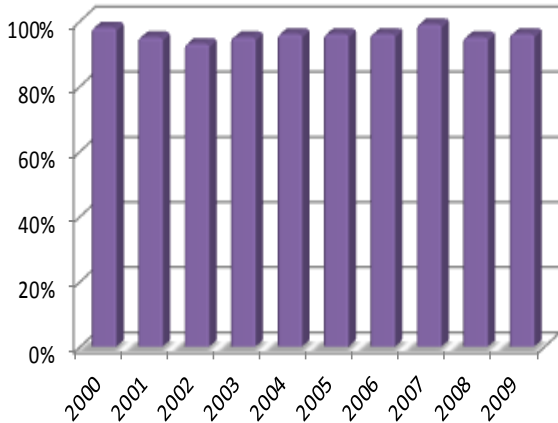
# Quick Facts 2010-2011

## AVERAGE CLASS SIZE: 14



## EMPLOYMENT SUCCESS RATE: 95.5%

Students employed or in graduate school within one year of graduation



## THE MCKENDREE UNIVERSITY MISSION

To provide a high quality educational experience to outstanding students

## COLLEGES AND SCHOOLS

School of Business  
 School of Education  
 School of Nursing and Health Professions  
 McKendree College of Arts and Sciences

## CAMPUSES

Lebanon, Illinois  
 Scott Air Force Base, Illinois  
 Louisville, Kentucky  
 Radcliff, Kentucky

## EMPLOYEES

Full-Time Faculty 98  
 Full-Time Employees 157  
 All Part-Time Employees 225  
 Total Employees 480

## UNIVERSITY BUDGET

Annual Budget 2010/11 \$31,500,000

## ENDOWMENT

Value as of 6/30/2010 \$23,100,000

## TUITION

Full-time Tuition for year 2010/11 \$22,330

## UNIVERSITY ALUMNI

Living Alumni 18,057  
 Alumni of Record 20,843

## CAMPUS HOUSING

Spring 2010 Capacity 728

## LAND AREA & SQUARE FOOTAGE

Acres on Campus 115  
 Gross square footage Spring 2010 501,300

- Illinois' First Institution of Higher Education Established in 1828
- U. S. News and World Report "America's Best Colleges "
- The President's Higher Education "Community Service Honor Roll "
- National Association of Intercollegiate Athletics "Champions of Character "
- The Chronicle of Higher Education "Great College to Work For "
- Nationally recognized as a "College of Distinction"

### UNDERGRADUATE STUDENT HEADCOUNT

	2005-06	2006-07	2007-08	2008-09	2009-10	2010-11
<b>Summer</b>	745	863	851	823	824	891
<b>Fall</b>	2,291	2,401	2,456	2,294	2,312	2,355
<b>Spring</b>	2,266	2,397	2,352	2,175	2,303	

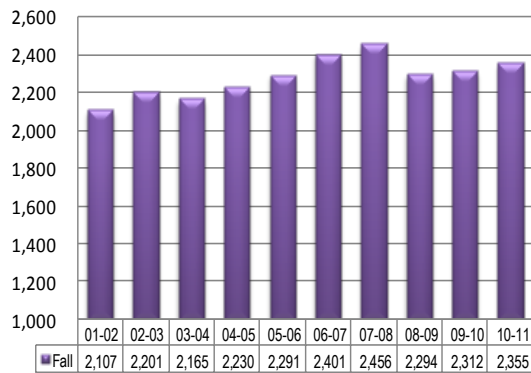
### GRADUATE STUDENT HEADCOUNT

	2005-06	2006-07	2007-08	2008-09	2009-10	2010-11
<b>Summer</b>	214	468	649	669	649	653
<b>Fall</b>	409	850	937	1,013	1,091	972
<b>Spring</b>	625	889	1,008	984	1,040	

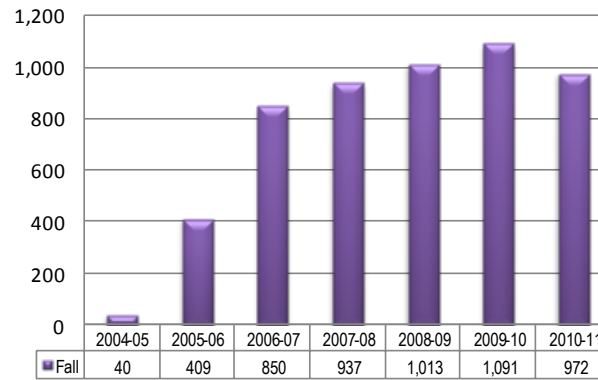
### DEGREES AWARDED 2009-10

BA, Bachelor of Arts	101
BBA, Bachelor of Business Admin.	222
BS, Bachelor of Science	65
BSED, Bachelor Science in Education	51
BSN, Bachelor of Science in Nursing	112
<b>Total Bachelors Degrees</b>	<b>551</b>

### UNDERGRADUATE FALL HEADCOUNT



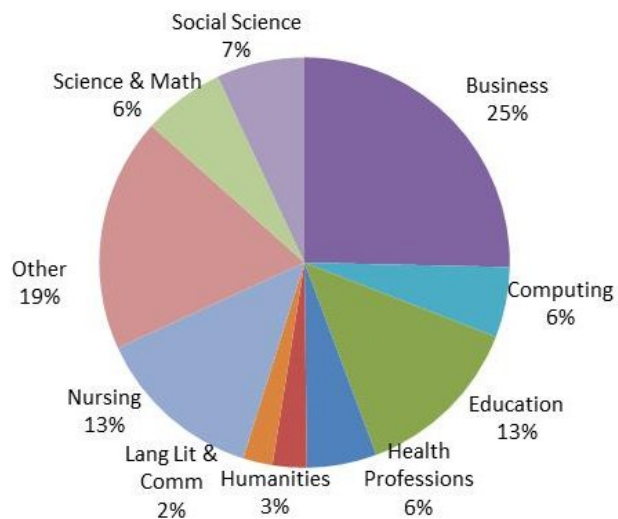
### GRADUATE STUDENT FALL HEADCOUNT



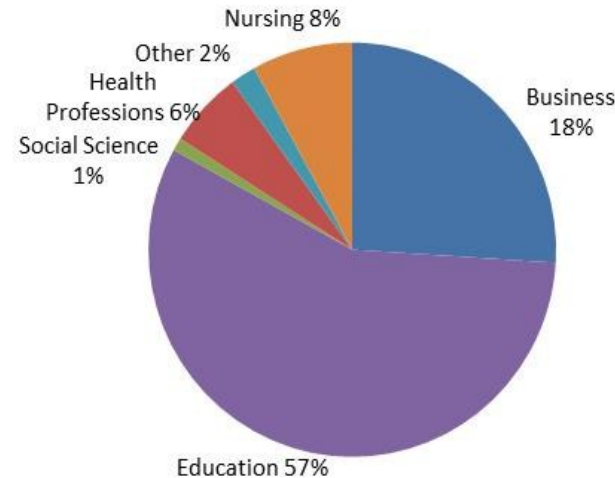
MAED, Masters in Education	237
MAPC, Masters in Prof. Counseling	16
MBA, Masters in Business	70
MSN, Masters in Nursing	18
<b>Total Masters Degrees</b>	<b>341</b>

Secondary education students are counted in their subject area.

### UNDERGRADUATE FIELDS OF STUDY



### GRADUATE STUDENT FIELDS OF STUDY



### DEGREES AWARDED 2000/01 - 2009/10

