

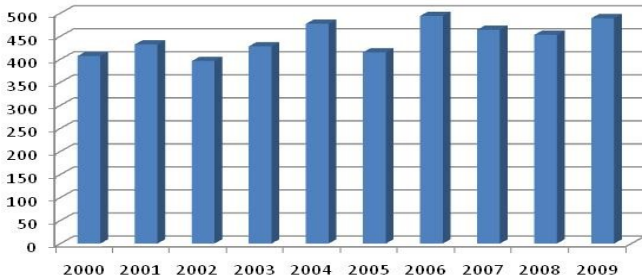


# New Student Profile: Fall 2009

## NEW LEBANON STUDENTS - FALL

FALL	Freshmen	Transfers
New Students on Campus	307	182
Credit Hours	4,652	2,840
Average Hours per Student	15.15	15.60

NEW STUDENTS 2000-2009



## NEW STUDENT DEMOGRAPHICS

GENDER	Freshmen	Transfers
Male	52%	39%
Female	48%	61%

ETHNICITY	Freshmen	Transfers
American Indian	<1%	1%
Asian	1%	1%
Black	13%	14%
Hispanic	2%	2%
International	3%	3%
White	76%	79%
Other, Unknown	5%	0%

AGE	Freshmen	Transfers
Average Age	18	24

HOME ADDRESSES	Freshmen	Transfers
Metro East Area	52%	65%
St. Clair County	26%	44%
Madison County	16%	14%
Clinton County	7%	6%
Monroe County	3%	1%
Rest of Southwest IL	8%	8%
Central Illinois	6%	4%
Southern Illinois	8%	6%
Northern Illinois	12%	6%
Missouri	7%	3%
Other US	4%	6%
International	3%	2%

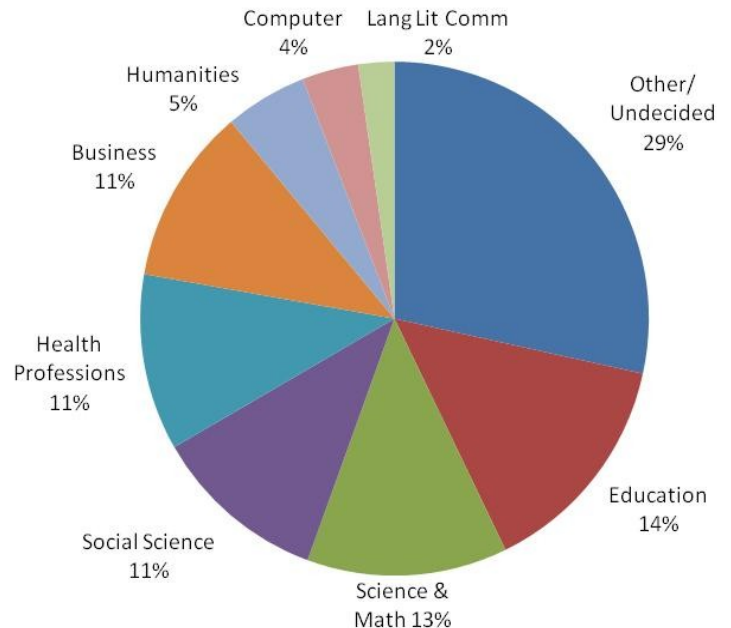
Other US Freshmen include: Alaska, Arizona, California, Florida, New York  
 International Freshmen include: Brazil, Canada, England, Germany, Ireland, Kenya, Peru, and Scotland.

## FIELDS OF STUDY

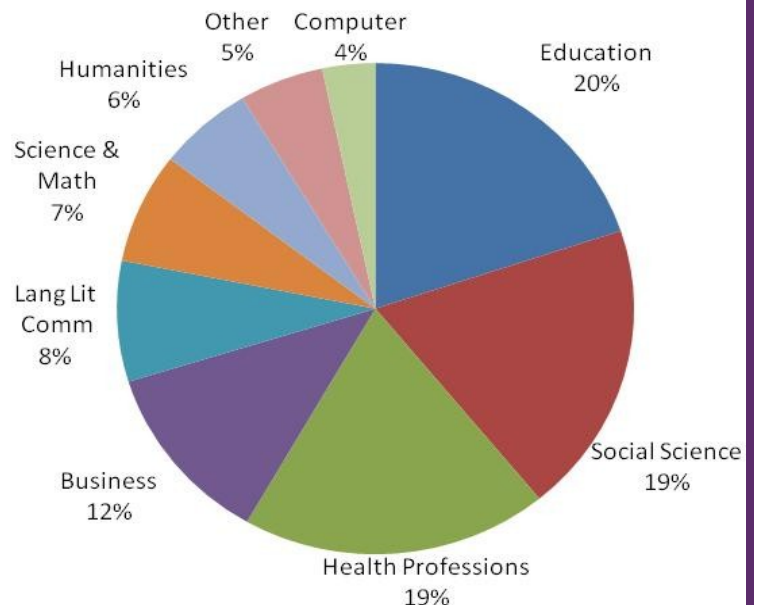
### MOST POPULAR MAJORS OF NEW STUDENTS

Freshmen	Transfers
1. Secondary Education	1. Elementary Education
2. Elementary Education	2. Psychology
3. Biology	3. Business Administration
4. Anthropology	4. Anthropology
5. Business Administration	5. Sociology
6. Psychology	6. Physical Education
7. Sociology	7. English
8. Marketing	8. History

### NEW FRESHMEN BY DIVISION



### TRANSFER STUDENTS BY DIVISION





# New Student Profile: Fall 2009

## ADMISSION STATISTICS

	Freshmen	Transfers
Applied	1293	430
Admitted	913	286
Enrolled	307	182
Admit Rate (% applicants admitted)	71%	67%
Yield (% admits enrolled)	34%	64%

Freshman and transfer include international. Nursing is excluded. Re-admits are excluded.

## RANKINGS, GPA & TEST SCORES

	Freshmen
Top 10% High School Ranking	15%
Top 25% High School Ranking	43%
High School GPA	3.4
Average ACT Score	23

## EXPENSES AND FINANCE

COST OF ATTENDANCE	\$33,310
Flat Rate Tuition	\$21,370
Room (residence hall)	\$4,180
Board (15 meal plan)	\$3,670
Fees	\$700
Books and other supplies	\$1,200
Transportation	\$1,000
Personal Expenses	\$1,100
Loan Fees	\$90
% of freshmen with financial assistance	100%

## RETENTION RATE

FRESHMAN RETURNING	
Last Year Freshman Cohort	314
Number Returning	245
Fall to Fall Retention Rate	78%

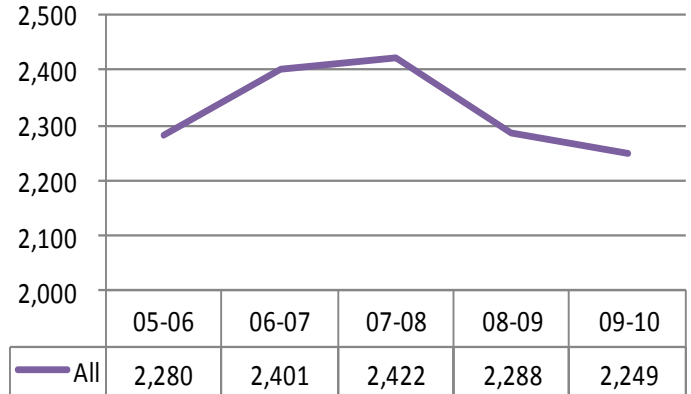
## GRADUATION RATE

PERCENTAGE OF STUDENTS WHO GRADUATE	
Within Four Years	48%
Within Five Years	58%
Within Six Years	59%

Based on 2003 Freshman Cohort group

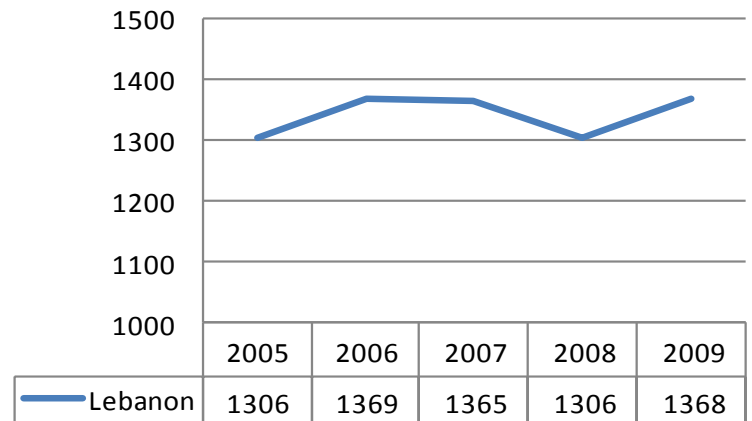
## ALL UNDERGRADUATES, ALL LOCATIONS

ALL UNDERGRADUATES 10th DAY HEADCOUNT



## ALL LEBANON UNDERGRADUATES

LEBANON UNDERGRADUATES 10th DAY



## ALL KENTUCKY & SCOTT AFB UNDERGRADUATES

KENTUCKY & SCOTT UNDERGRADUATES 10th DAY FALL

