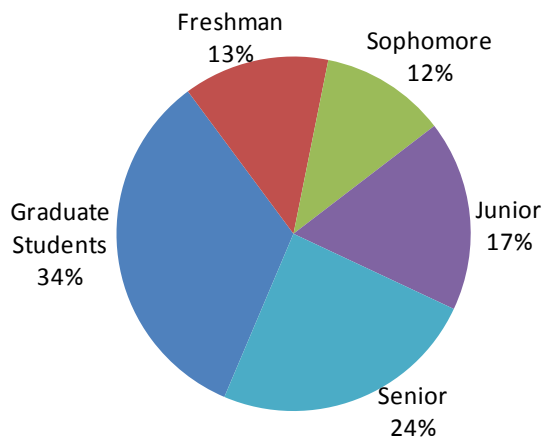
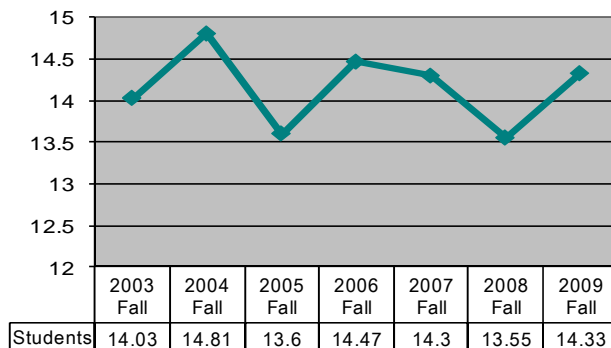


## STUDENTS PER ACADEMIC LEVEL

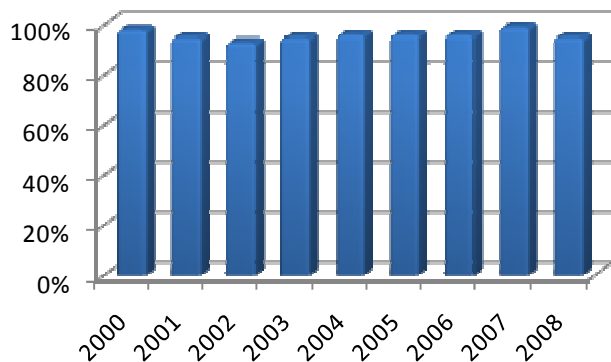


## AVERAGE CLASS SIZE: 14



## EMPLOYMENT SUCCESS RATE: 95.3%

Students employed or in graduate school within one year of graduation



## THE MCKENDREE MISSION

To provide a high quality educational experience to outstanding students

## COLLEGES AND SCHOOLS

School of Business  
School of Education  
School of Nursing and Health Professions  
McKendree College of Arts and Sciences

## CAMPUSES

Lebanon, Illinois  
Scott Air Force Base  
Louisville, Kentucky  
Radcliff, Kentucky

## EMPLOYEES

Full-Time Faculty	91
Full-Time Employees	155
All Part-Time Employees	234
Total Employees	481

## UNIVERSITY BUDGET

Annual Budget	\$31,800,000
---------------	--------------

## ENDOWMENT

Value as of 6/30/09	\$20,700,000
---------------------	--------------

## TUITION

Full-time Tuition for year	\$21,370
----------------------------	----------

## UNIVERSITY ALUMNI

Living Alumni	17,222
Alumni of Record	19,892

## CAMPUS HOUSING

On Campus Housing Capacity including McKendree West	706
---	-----

## LAND AREA & SQUARE FOOTAGE

Acres on campus	115
Gross square footage all facilities	501,300

January, 2010—Research, Planning, Technology Mary Bornheimer

# Quick Facts

## 2009-2010

- Illinois' First Institution of Higher Education Established in 1828
- Top 10% of baccalaureate universities in the nation U. S. News and World Report "America's Best Colleges 2010"
- U. S. News and World Report "America's Best Colleges Buys 2010"
- Nationally recognized as a "College of Distinction"
- President's Higher Education "Community Service Honor Roll 2009"
- National Association of Intercollegiate Athletes "Champion of Character 2009"
- The Chronicle of Higher Education "Great College to Work For 2009"

### UNDERGRADUATE STUDENT HEADCOUNT

	2004-05	2005-06	2006-07	2007-08	2008-09	2009-10
<b>Summer</b>	715	745	863	851	823	824
<b>Fall</b>	2,230	2,291	2,401	2,456	2,294	2,312
<b>Spring</b>	2,228	2,266	2,397	2,352	2,175	

### GRADUATE STUDENT HEADCOUNT

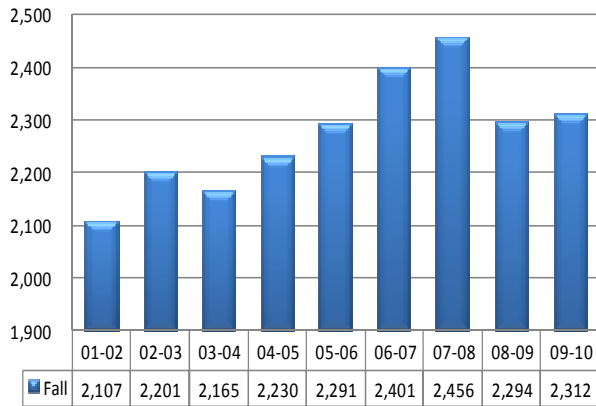
	2004-05	2005-06	2006-07	2007-08	2008-09	2009-10
<b>Summer</b>	45	214	468	649	669	649
<b>Fall</b>	40	409	850	937	1,013	1,091
<b>Spring</b>	213	625	889	1,008	984	

### DEGREES AWARDED 2008—2009

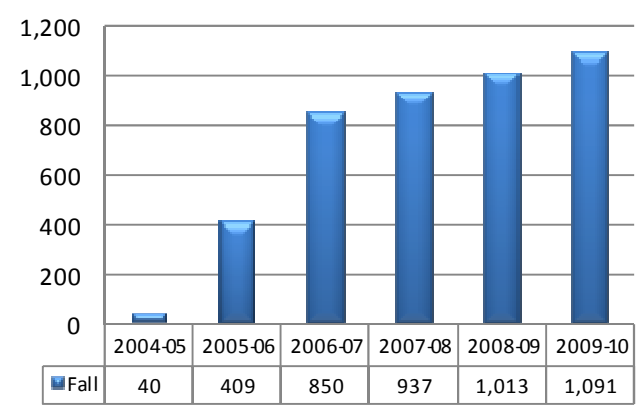
BA, Bachelor of Arts	100
BBA, Bachelor of Business Admin.	193
BFA, Bachelor of Fine Arts	1
BME, Bachelor of Music Education	1
BS, Bachelor of Science	70
BSED, Bachelor Science in Education	40
BSN, Bachelor of Science in Nursing	108
<b>Total Bachelors Degrees</b>	<b>516</b>
MAED, Masters in Education	216
MAPC, Masters in Prof. Counseling	9
MBA, Masters in Business	57
MSN, Masters in Nursing	31
<b>Total Masters Degrees</b>	<b>313</b>

*Secondary education students are counted in their subject area.*

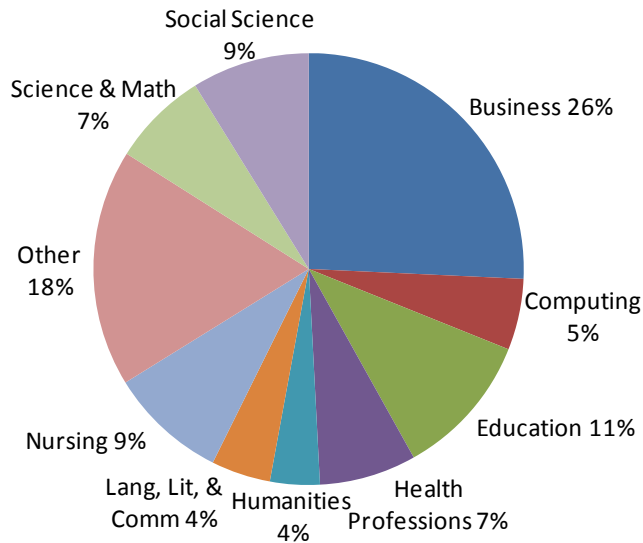
### UNDERGRADUATE FALL HEADCOUNT



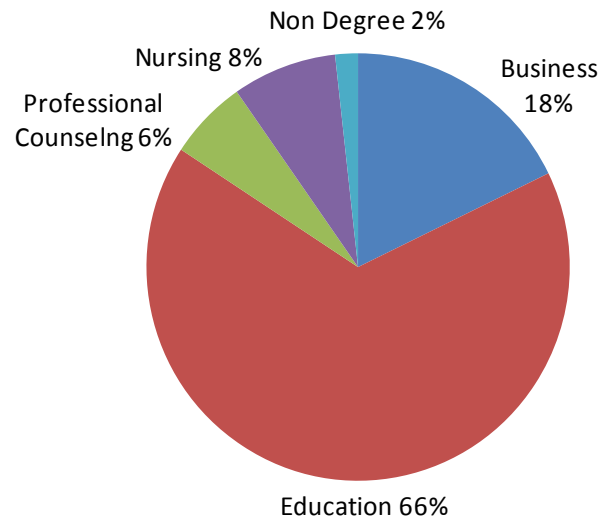
### GRADUATE STUDENT FALL HEADCOUNT



### UNDERGRADUATE FIELDS OF STUDY



### GRADUATE STUDENT FIELDS OF STUDY



### DEGREES AWARDED 2000 - 2009

